



BONDWATCH

Daily

INDIA

February 16, 2023

The benchmark 10-year yield ended at 7.3426%, after closing at 7.3484% on Wednesday.

The Govt. aims to raise 280 billion rupees (\$3.39 billion) through the sale of bonds on Friday, in its penultimate debt auction of this financial year.

The auction will include 120 billion rupees of 7.26% 2033 bond, which will soon replace the existing benchmark bond.

Traders also said demand for longer-duration bonds persisted on speculation of an interest rate hedge by mortgage lender Housing Development Finance Corp.

The anticipation of HDFC, India's largest mortgage lender, executing an interest-rate hedge aided buying in bonds.

Sentiment had turned cautious after a spike in India and U.S. retail inflation rates, cementing bets of more rate hikes.

The U.S. Federal Reserve has raised interest rates by 450 basis points (bps) since March 2022 and is widely expected to further raise them by 50 bps over the next three months, while the Reserve Bank of India has raised repo rate by 250 bps since last May and may raise it by 25 bps in April.

The Indian rupee strengthened 0.11% versus the U.S. dollar, and quoted at 82.72 per dollar, as the dollar index cooled and Asian shares advanced.

Repo: The weighted average call rates in the interbank segment decreased to 6.32% vs 6.38% on the previous day while that the TREP segment decreased to 6.24% vs 6.28% as on the previous day.

Market Observations

G-sec

- Indian government bond yields ended largely unchanged on Thursday, as investors await fresh supply of debt via an auction on Friday.
- Demand was seen in SDLs from 5 to 10year Maturity.
- Major buyers Banks
- Demand was seen in 1year maturity SDLs at 7.25 levels.

Corporate Bonds

- Market was active in 2024-2026 segment by MFs, while the shorter end also was dominated by MFs
- Insurance companies were more active in 2028-2029 bonds.

CP/CD

- Major demand was witnessed across all segments.

GOI Yield	16-Feb	14-Feb	9-Feb	19-Jan
1 Year	7.140	7.120	7.050	6.870
5 Year	7.294	7.316	7.254	7.123
10 Year	7.343	7.371	7.343	7.314

AAA Bmk	16-Feb	14-Feb	9-Feb	19-Jan
1 Year	7.80	7.85	7.80	7.60
5 Year	7.70	7.75	7.68	7.60
10 Year	7.70	7.70	7.74	7.65

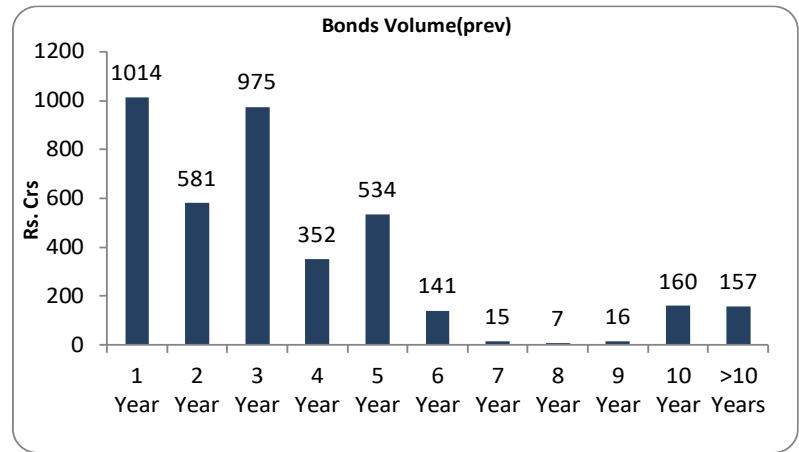
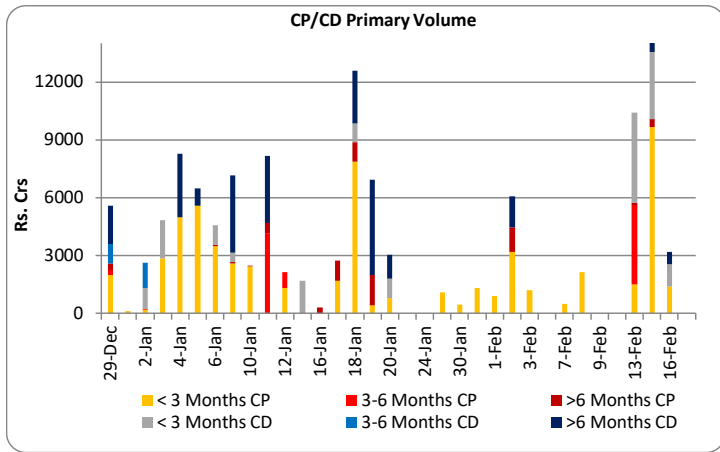
CD	16-Feb	14-Feb	9-Feb	19-Jan
3 Month	7.30	7.25	7.25	7.20
6 Month	7.65	7.60	7.60	7.50
1 Year	7.80	7.80	7.80	7.75

CP	16-Feb	14-Feb	9-Feb	19-Jan
3 Month	7.40	7.35	7.35	7.30
6 Month	7.75	7.70	7.70	7.65
1 Year	7.90	7.82	7.82	7.85

OIS Rate	16-Feb	14-Feb	9-Feb	19-Jan
1 Year	6.89	6.92	6.83	6.61
2 Year	6.54	6.57	6.46	6.18
3 Year	6.42	6.45	6.35	6.10
5 Year	6.42	6.47	6.36	6.09

	16-Feb	14-Feb	9-Feb	19-Jan
Sensex	61,320	61,032	60,806	60,858
Nifty	18,036	17,930	17,893	18,108
USD/INR	82.72	82.76	82.51	81.36
Gold (USD)	1,837	1,854	1,861	1,931
Oil (USD)	85.50	85.58	84.50	86.16

NDF	16-Feb	14-Feb	9-Feb	19-Jan
3 Month	83.17	83.35	83.05	81.73
1 Year	84.36	84.57	84.35	83.19
2 Year	86.20	86.59	86.26	85.29
3 Year	89.19	89.09	88.76	88.04



10 Year Benchmarks	16-Feb	14-Feb	9-Feb	19-Jan
India	7.34	7.37	7.34	7.31
US	3.79	3.76	3.68	3.40
South Korea	3.48	3.40	3.36	3.21
Russia	10.95	10.97	10.79	10.47
Brazil	13.36	13.47	13.43	12.81
Germany	2.47	2.45	2.31	2.05
China	2.90	2.89	2.90	2.95

Top Traded Securities	Volume	16-Feb	14-Feb	9-Feb	19-Jan
5.74 2026	150	7.26	7.28	7.23	7.06
7.38 2027	55	7.29	7.32	7.25	7.12
7.10 2029	-	7.33	7.35	7.33	7.24
6.54 2032	-	7.36	7.38	7.35	7.32
7.26 2032	235	7.34	7.37	7.34	7.31
7.54 2036	-	7.42	7.45	7.43	7.36

DEBT			
MF	Gross Purchase	Gross Sales	Net Investment
6-Feb-23	4828	3628	1201

EQUITY		
Gross Purchase	Gross Sales	Net Investment
7933	8276	-343

TOTAL (Rs.Crs)		
Gross Purchase	Gross Sales	Net Investment
12761	11904	857

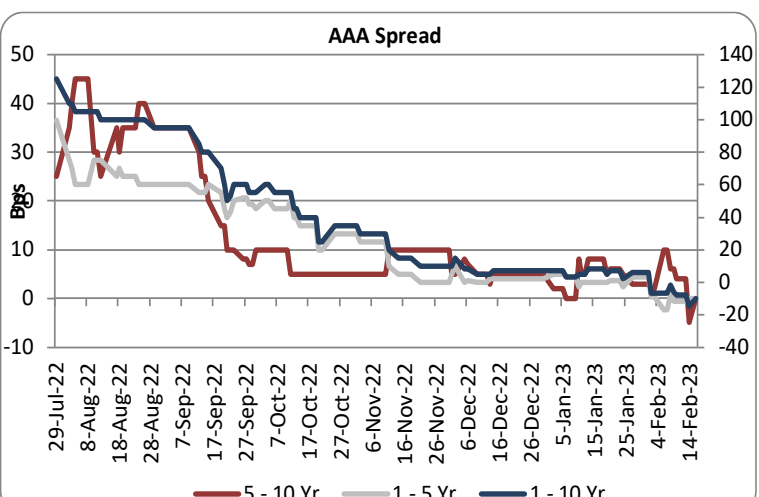
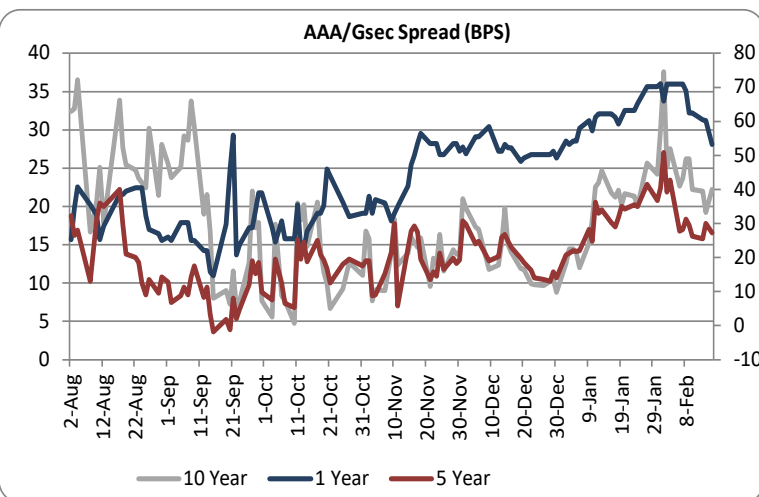
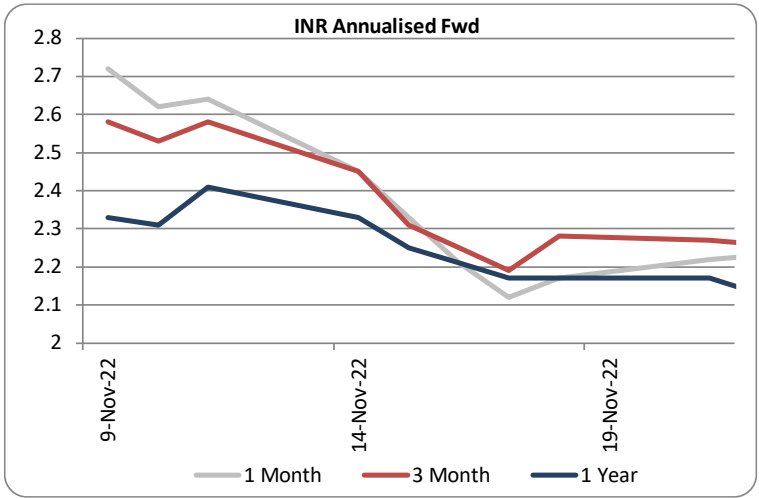
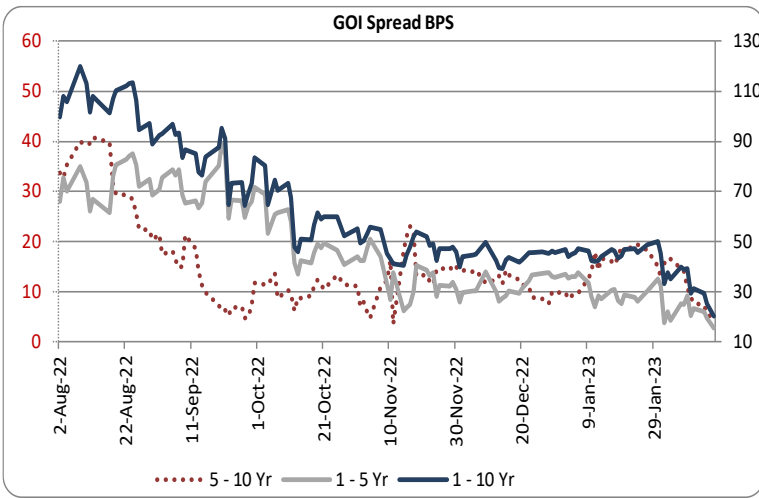
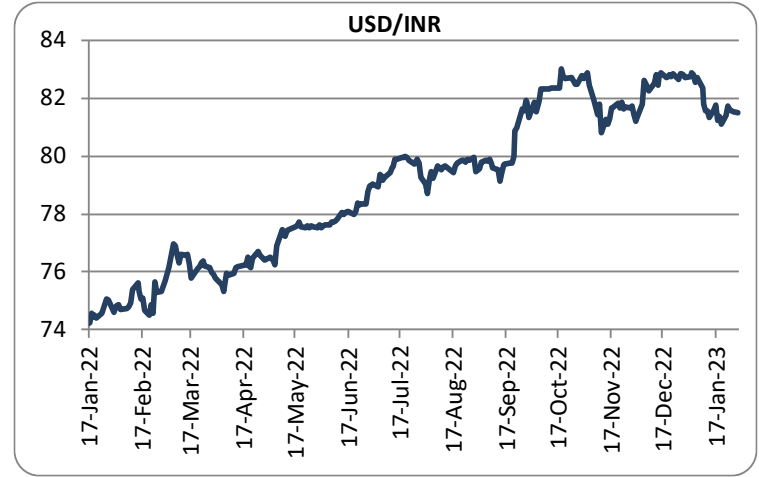
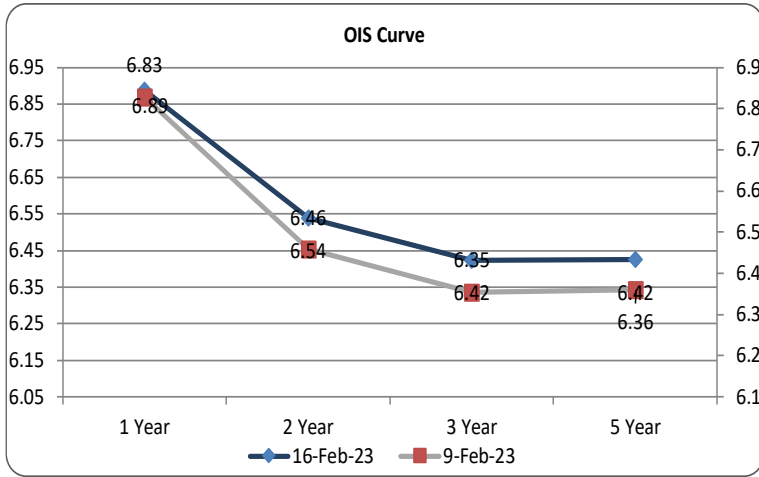
DEBT			
FII	Gross Purchase	Gross Sales	Net Investment
16-Feb-23	209	515	-306

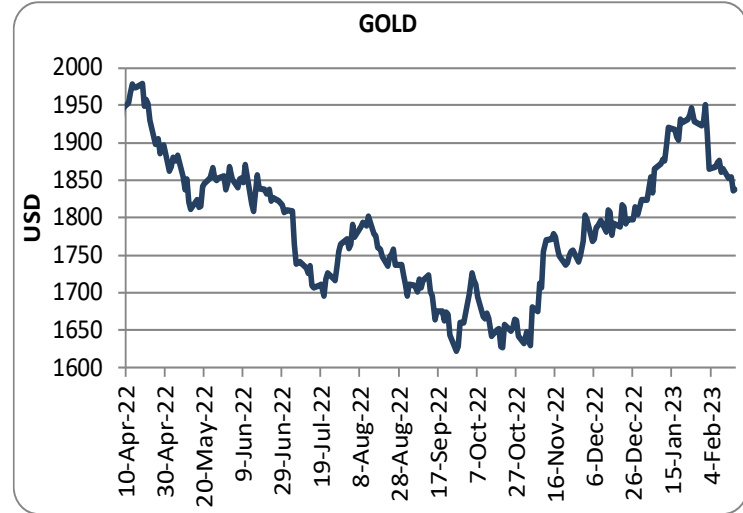
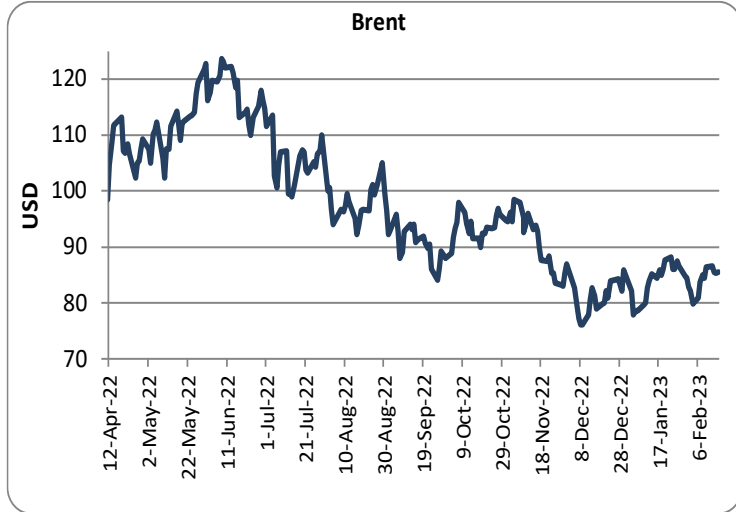
EQUITY		
Gross Purchase	Gross Sales	Net Investment
8575	7804	771

TOTAL (Rs. Crs)		
Gross Purchase	Gross Sales	Net Investment
8784	8319	465

INDICATORS	PERIOD	ACTUAL	PRIOR
GDP Quaterly (%)	Sep-22	6.3	13.5
CAD (\$ Bn)	Sep-22	-36.4	-18.2
Trade Deficit (\$ Bn)	Sep-22	-83.5	-68.6
WPI (%)	Jan-23	4.7	5.0
CPI (%)	Jan-23	6.5	5.7
IIP (%)	Dec-22	4.3	7.1
PMI Manufacturing	Jan-23	55.4	57.8
PMI Service	Jan-23	57.2	58.5

Economic Calender	Country	Date	Poll	Prior
WPI	India	14-Feb-23	4.54	4.95
Unemployment Rate	UK	14-Feb-23	3.70	3.70
CPI	USA	14-Feb-23	6.20	6.50
CPI	UK	15-Feb-23	10.20	10.50
Industrial Output	Poland	20-Feb-23	4.30	-
Exports	Thailand	28-Feb-23	-	(12.90)
Imports	Thailand	28-Feb-23	-	(10.50)
GDP	Switzerland	28-Feb-23	-	0.50





Sources: Reserve Bank of India, Bloomberg, Reuters, CCIL and FIMMDA.

LKP SECURITIES LTD., 203, Embassy Centre, Nariman Point, Mumbai- 400021

The information in this document has been printed based on publicly available information, internal data and other reliable sources believed to be true and is for general guidance only. While every effort is made to ensure the accuracy and completeness of information contained, the company makes no guarantee and assumes no liability for any errors or omissions of the information. No one can use the information as the basis for any claim, demand, or cause of action. Nothing contained in this publication shall constitute an offer to sell/purchase or an invitation/solicitation to do so for any Government Security, Currency, Security, and Equity. LKP Securities Ltd. accepts no liability whatsoever for any loss, howsoever arising, from any use of this document, its contents or otherwise arising in connection therewith.

For any queries contact - LKP Securities Ltd. Ph: (91-22) 66306555 Fax: (91-22) 2284 2415 E Mail: FixedIncomeResearch@lkpsec.com

Visit our website - <http://www.lkpsec.com/>